

PeriAcryl® 90 High Viscosity



Make sure your surgery wins the best dressed award!

PeriAcryl®90 is a special blend of butyl and octyl cyanoacrylate adhesives that are specially designed to perform in the oral cavity. This formulation creates a strong yet flexible dressing that assists in surgical closure and protects and stabilises the surgical site. PeriAcryl®90 High Viscosity is a thicker formulation that allows for precise application due to enhanced flow control.

Benefits of PeriAcryl®90

PeriAcryl®90 forms a zone of inhibition against bacteria that can cause infection.

Using PeriAcryl®90 helps stop bleeding and seals off wounds to reduce surgical time spent on achieving hemostasis or placing sutures.

PeriAcryl®90 is a strong and comfortable dressing compared to dental packing that can feel bulky and fall off too soon.

Characteristics of PeriAcryl®90

- Polymerizes rapidly in contact with water or moist oral tissue.
- Stays in place for up to 14 days when a multi-layer application is made.
- Dyed violet for increased visibility during application.
- Biocompatible and non-toxic

How to use PeriAcryl®90



Step 1

Ensure the treatment site is clean, dry and not actively bleeding. Apply a thin layer of PeriAcryl®90 on top of the site.



Step 2

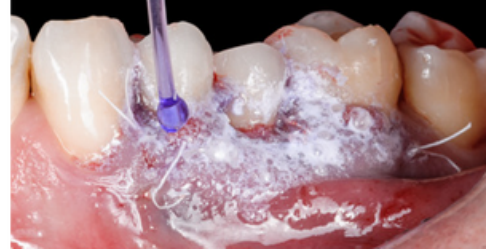
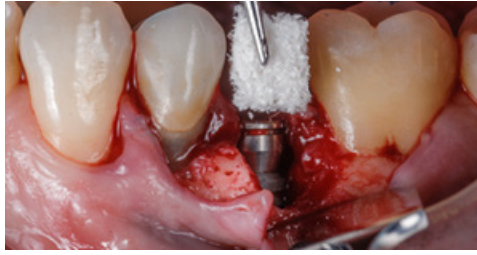
Wait approximately 10 seconds for the adhesive bond to begin to form. Using a soaking wet cotton gauze, apply water directly on top of the PeriAcryl®90 application.



Step 3

Repeat steps one and two until a visible layer is formed over the treatment site. Two to three layers is recommended.

A Case Series Using PeriAcryl®90



Photos courtesy of Ramon Gomez Meda, DDS

More Uses of PeriAcryl®90

Dressing and closing donor sites



Photo courtesy of Michael Wilby, DDS

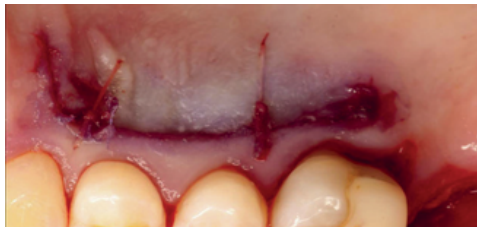


Photo courtesy of Farzin Gannad, DDS

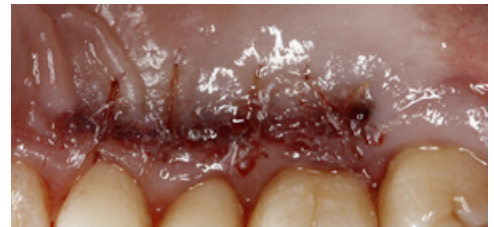
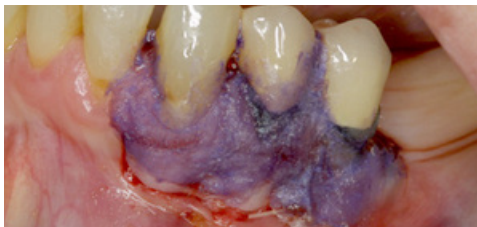
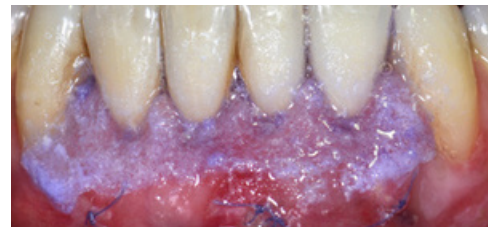


Photo courtesy of Colin B. Weibe, DDS

Subepithelial and free gingival graft attachment



Photos courtesy of Javier Rojas, DDS



Stabilising the membrane post-extraction



Photos courtesy of Kenji Hosoya Suzuri, DDS



Speak to your local Business Development Manager,
for further information using the details below:

T: 01443 719 555

E: customerservice@hospitalinnovations.co.uk

W: www.hospitalinnovations.com

Hospital Innovations Limited
Concept House
Talbot Green Business Park
Pontyclun
CF72 9FG

HOSPITAL
INNOVATIONS