



Biomechanical Strength.

No significant differences in biomechanical strengths found between **Preservon** and **frozen** or **freeze-dried** bio-implants.¹

Performance of PRESERVON-treated vs. Frozen Allograft Bio-Implants

No significant differences were found between Preservon-treated and frozen composite cervical bio-implants when tested to compressive failure. Both preservation methods assured similar peak failure strengths significantly greater than that of normal vertebral body²(Figure A.).

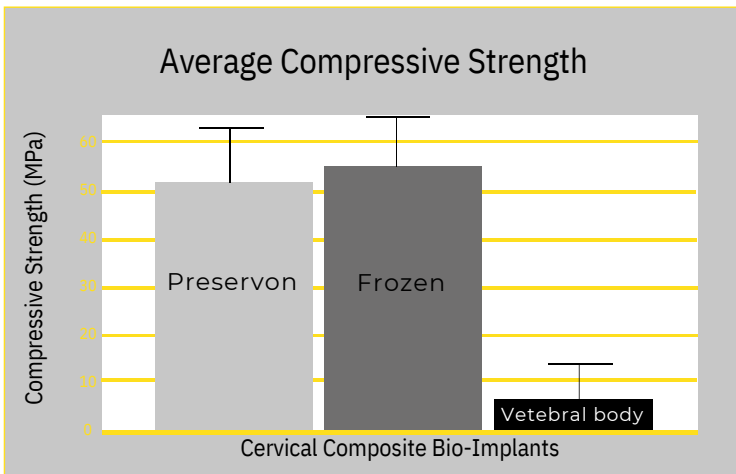


Figure A.

Similarly, there were no differences between Preservon-treated and frozen cortical strut allografts subjected to bending stresses (Figure B.).

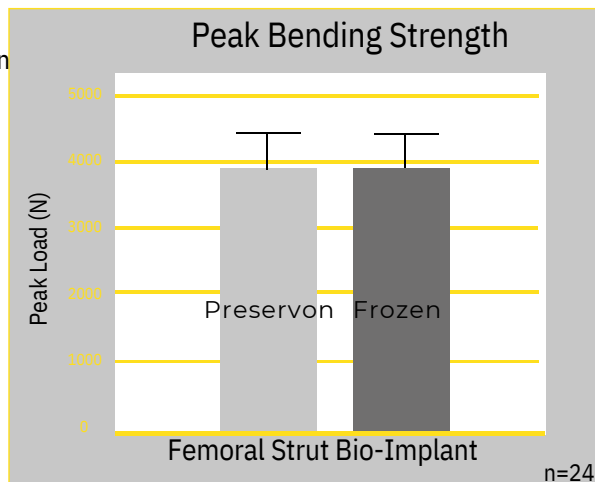


Figure B No significant differences between PRESERVON-treated and frozen femoral strut specimens were noted for peak load at failure.



Strength

Performance of PRESERVON vs. Freeze-Dried Bio-Implants

Allograft bio-implants preserved either through Preservon or freeze-dried methods were tested to compressive failure. No differences were found between the two preservation methods regardless of structure (Figure C.).

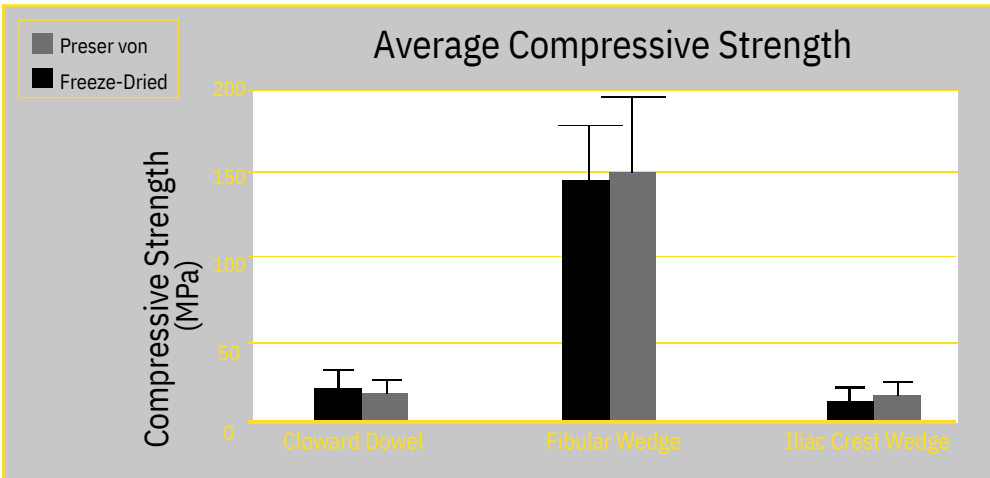


Figure C. No significant differences in compressive strengths.¹

1. Independent sources include the Virginia Commonwealth University Medical Center and the American Association of Mechanical Engineers. Data on file at LifeNet Health, Virginia Beach, VA.

2. Mosekilde L: Sex differences in age-related loss of vertebral trabecular bone mass and structure -biomechanical consequences. Bone 10: 6, 425-32, 1989

Speak to your local Business Development Manager, for further information using the details below:

T: 01443 719 555
E: customerservice@hospitalinnovations.co.uk
W: www.hospitalinnovations.com

Hospital Innovations Limited
Concept House
Talbot Green Business Park
Pontyclun
CF72 9FG

