

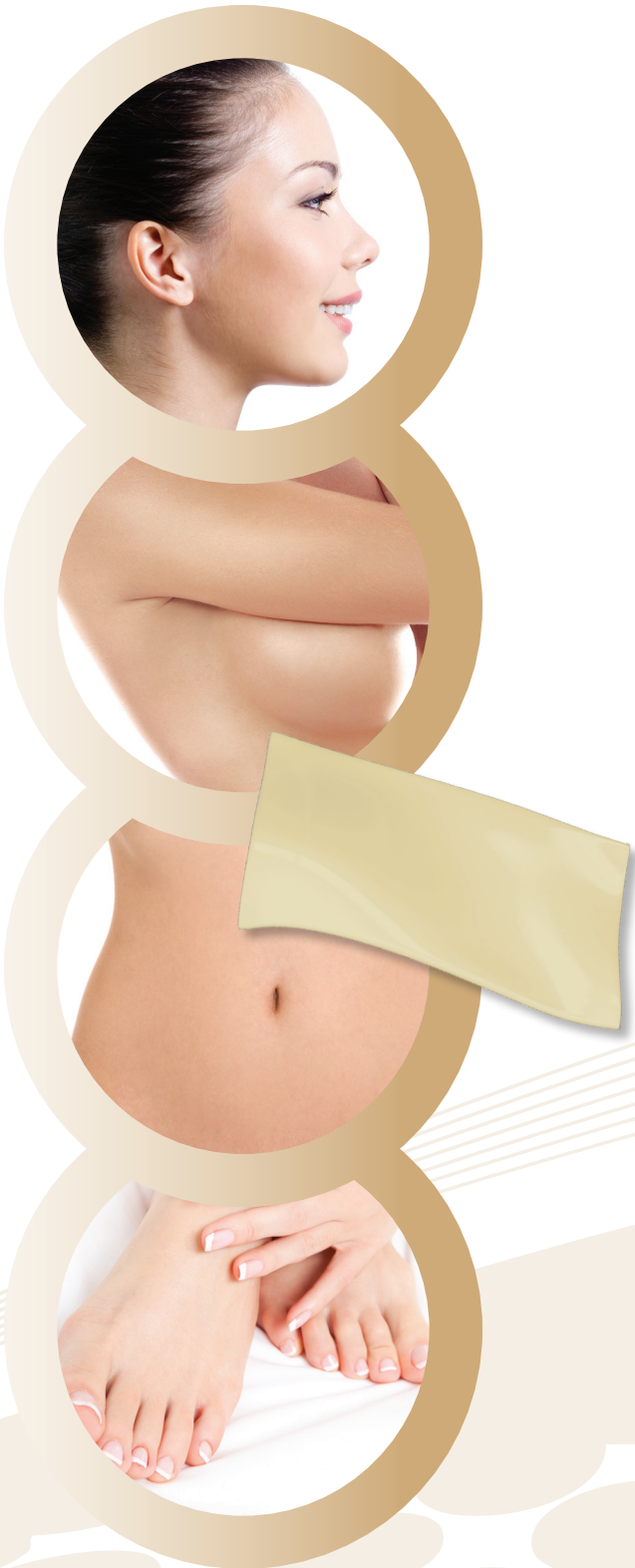
DermACELL[®]

Advanced Decellularized Dermis



The New Alternative

Decellularized Dermis for
Reconstructive Surgical Applications

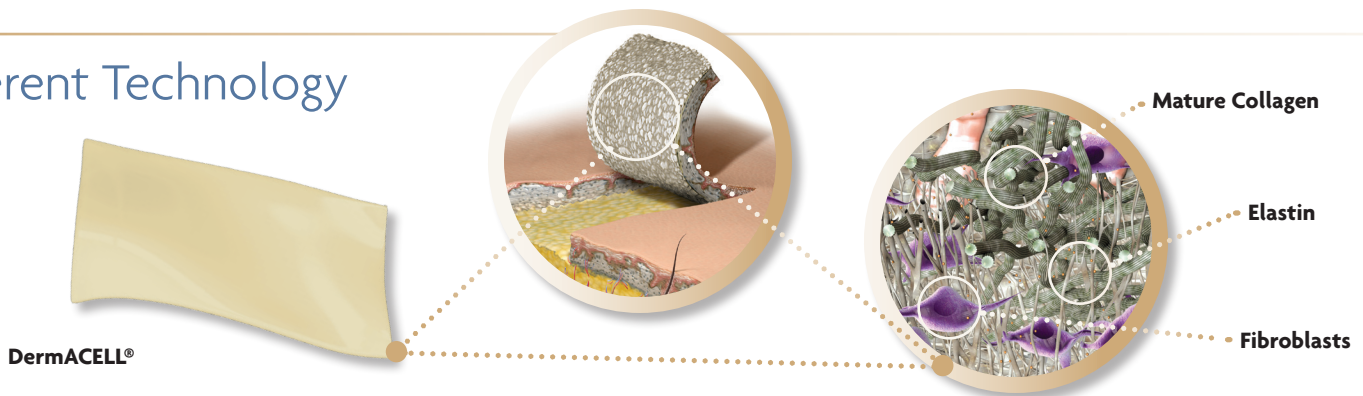




When you choose **DermACELL®** for your patients you're receiving the only decellularized dermis with Matracell® technology. Matracell® technology renders allograft tissue acellular without compromising the biomechanical properties for their intended surgical applications. Matracell® is just another way Skin & Wound Allograft Institute strives to provide skin products to save lives, and restore health to thousands of patients annually.

- Short processing time reduces the opportunity for water-mediated lysis of the natural collagen and elastin scaffold
- Utilizes multiple disinfecting agents to provide for comprehensive tissue disinfection prior to terminal sterilization
- Does not utilize any animal-derived reagents
- Uses validated DNA assessment methods able to detect as little as one nanogram (ng/mL) of nucleic acid to validate that the tissue has been decellularized

Inherent Technology



Biocompatibility

MATRACELL® removes cells and >97% DNA from the dermal matrix.**

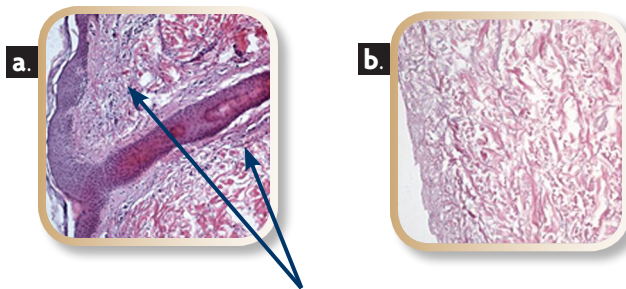


Figure 1: Human skin pre (a.) and post (b.) decellularization (Hematoxylin and Eosin staining).
 • Note absence of cellular components in DermACELL® (b.)

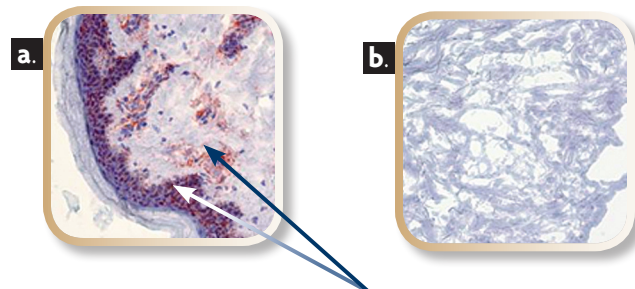
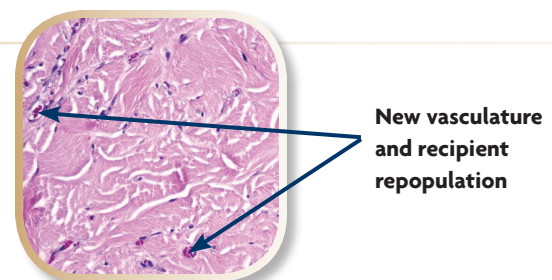


Figure 2: Human skin pre (a.) and post (b.) decellularization (Major Histocompatibility Complex 1 staining).
 • Brick red staining demonstrates MHC I presence
 • Note absence of MHC I in DermACELL® (b.)

Recipient Response

The DermACELL® acellular matrix of collagen, elastin and growth factors provides a clean scaffold needed for proper healing.**

Figure 1: DermACELL® explanted after Day 16 in a mouse excisional skin model.





The New Alternative

DermACELL®

Advanced Decellularized Dermis



Cells and > 97% DNA Removed	Biocompatible*
Intact Acellular Framework	Retains native growth factors, collagen and elastin**
Room Temperature Storage***	Excellent handling. Minimal prep time (less than 60 sec)
Strength	Pull-out strength and load to failure are comparable to existing allograft products**
Sterile (10 ⁻⁶ SAL Sterility Assurance Level)	Increased safety for your patients

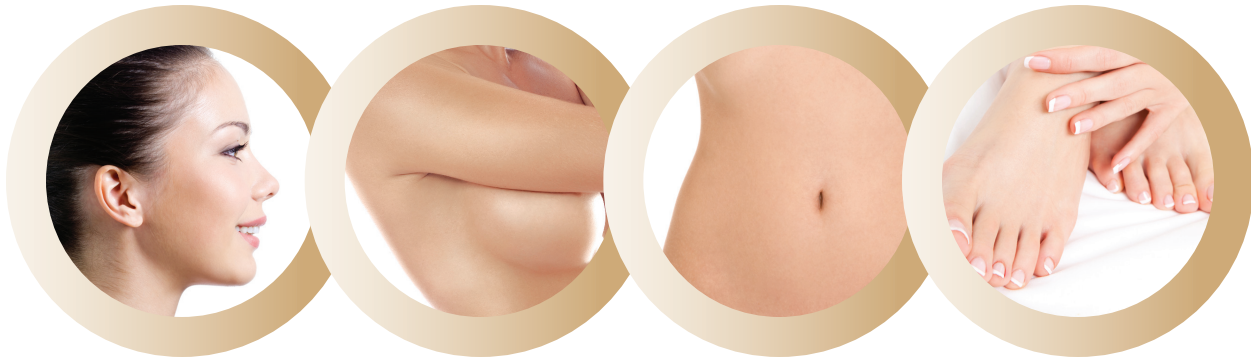
* ISO 10993-5

** Data on file at LifeNet Health, Virginia Beach, VA.

*** 15° – 30° C

DermACELL[®]

Advanced Decellularized Dermis



Facial Reconstruction

Breast Reconstruction

Dehisced Surgical Site

Chronic Non-healing Wounds

The Skin and Wound Allograft Institute (SWAI) is a wholly owned subsidiary of LifeNet Health.

LifeNet Health helps save lives and restore health for thousands of patients each year. We are the world's most trusted provider of transplant solutions, from organ procurement to new innovations in bio-implant technologies and cellular therapies—a leader in the field of regenerative medicine, while always honoring the donors and healthcare professionals that allow the healing process.

Please contact your LifeNet Health representative for more information about our comprehensive offering of allograft products and services.

Speak to your local Sales Specialist for further information or contact us using the details below:

T: 01443 719 555
E: info@hospitalinnovations.co.uk

www.hospitalinnovations.com

Hospital Innovations Limited
Concept House
Talbot Green Business Park
Pontyclun
CF72 9FG

HOSPITAL
INNOVATIONS